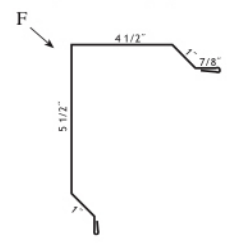
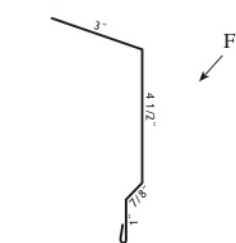
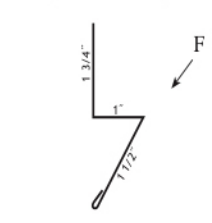
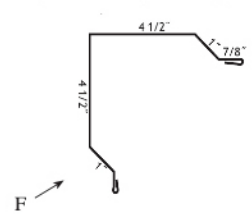
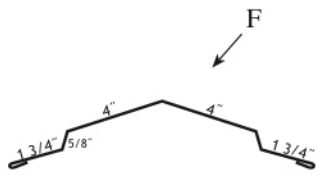
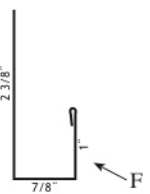


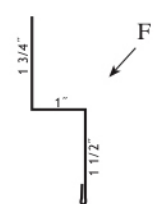
- ① 29 Ga. 13" Univ. Ridge
10'6" TLURC1xx
- ② 29 Ga. Rake & Corner
10' 12' 14' 16' TLRC2xxxx
- ③ 29 Ga. Base Angle
10'2" TLBA3xx
- ④ 29 Ga. Fascia Trim
10'2" TLFT4xx
- ⑤ 29 Ga. Gable Trim
10'2" TLGT5xx



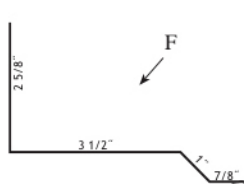
- ⑥ 29 Ga. "J" Channel
10'2" TLJC6xx



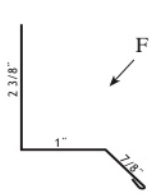
- ⑦ 29 Ga. Double Angle
10'2" TLDA7xx



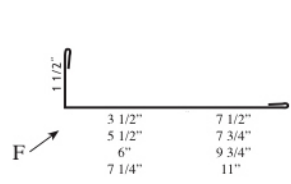
- ⑧ 29 Ga. Univ. Sidewall
10'2" TLUS8xx



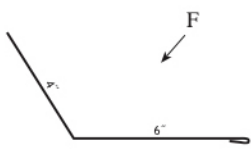
- ⑨ 29 Ga. Drip Cap
10'2" TLDC9xx



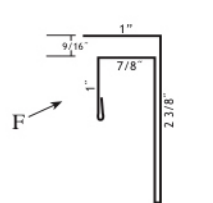
- ⑩ 29 Ga. Post Trim
10'2" TLPT10xxxx



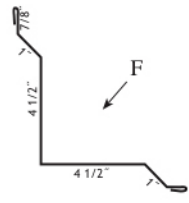
- ⑪ 29 Ga. Univ. Endwall
10'2" TLUE11xx



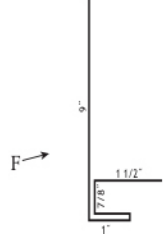
- ⑫ 29 Ga. "F" & "J" Trim
10'2" TLFJ12xx



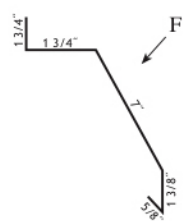
- ⑬ 29 Ga. Inside Corner
10'2" TLIC13xx



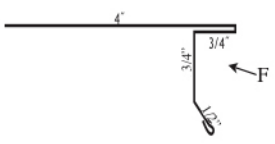
- ⑭ 29 Ga. Overhead Door
10'2" 12'6" TLODT14xx



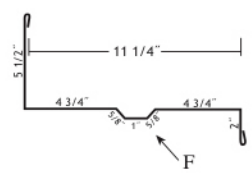
- ⑮ 29 Ga. Track Cover Cannonball FM
10'2" TLCT15xx



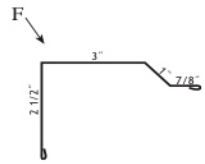
- ⑯ 29 Ga. Drip Edge
10'2" TL6.5F60xx



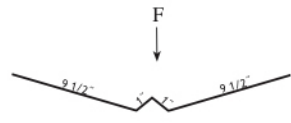
- ⑰ 29 Ga. 11.25" Fascia & Soffit
10'2" TLFS17xx



- ⑱ 29 Ga. Residential Rake
10'2" TLRR18xx



- ⑲ 29 Ga. Formed Valley
10'2" TLFV19xx



- ⑳ 29 Ga. Gutter Apron
10'2" TLGA29xx

